

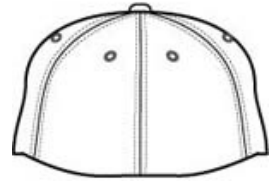


Flexfit fit meets the easygoing look and softness of a garment wash.

- Fabric: 98/2 cotton/spandex
- Structure: Lightly structured
- Profile: Low
- Closure: Stretch fit



front














back

**SIZE CHART**

	S/M	L/XL
Hat Size	6 3/4 - 7 1/4	7 1/8 - 7 5/8

**COLOR INFORMATION**

										
Black PMS 426 C	Brown PMS 412 C	Burnt Orange PMS 7585 C	Caldera Red PMS 7610 C	Khaki PMS 7503 C	Loden PMS 7770 C	Navy PMS 432 C	New Slate PMS 7545 C	Olive PMS 405 C	Stone PMS 454 C	White PMS WHITE