



- 9-ounce, 50/50 cotton/poly
- Moisture-wicking properties
- Heat transfer label
- Double-needle stitching at waistband and cuffs
- 1x1 rib knit with spandex in collar, cuffs and waistband

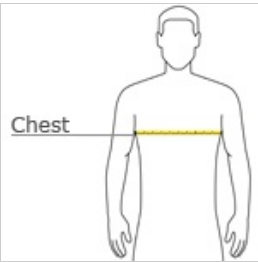


front



back

HOW TO MEASURE












CHEST

With arms down at sides, measure around the upper body, under arms and over the fullest part of the chest.

SIZE CHART

	S	M	L	XL	2XL	3XL
Chest	38-40	42-44	46-48	50-52	54-56	58-60

COLOR INFORMATION

								
Ash PMS COOL GREY 3 C	Black PMS 426 C	Charcoal PMS COOL GREY 10 C	Forest PMS 5535 C	Maroon PMS 7644 C	Navy PMS 533 C	Red PMS 199 C	Royal PMS 7686 C	Sport Grey PMS COOL GREY 7 C

*Not all sizes are available in every color.